



OUR PERFORMANCE
makes THE DIFFERENCE



SMART
SYSTEMS.
FOR EFFICIENT
WORKING.

FLEXIBLE POSITIONING

DEMMELE Manipulators

ERGONOMIX M:
UNIQUE SWIVEL
RANGE UP TO
180 DEGREES

www.demmeler.com

Outstanding working environment with all the freedom you need

Ladies and gentlemen,
business partners and customers,

We are delighted to be able to present our up-to-date, newly developed range of handling devices to you in this catalogue.

As a family-run manufacturing company operating in the mechanical engineering field, we face new challenges every day in the worlds of welding, assembly and machining. At the same time, we are fully aware of our economic and social responsibilities in our dealings with our customers, partners and employees. We are absolutely committed to Germany as a centre of technology and we manufacture all our products at our headquarters in Heimertingen.

Alongside its many advantages, however, we are also aware of the challenges posed by our production location. High wage levels, a constantly ageing population, together with price and cost pressures, mean that continuous process optimization is essential. Of course, you, too, are also perfectly familiar with these issues. One reason for our great innovative strength and quality consciousness is that we use our products ourselves.



They form the basis for our business success. That is why we have developed our manipulators – just like all our other products – in the light of the following criteria:

- + **Cut production costs**
- + **Improve quality**
- + **Enhance ergonomics**
- + **Improve safety at work**

By using our products, you, too, can benefit from these four factors of success. Your customers and employees will tell you you have made the right decision!

I hope you enjoy reading and discovering our manipulator catalogue. If you have any questions or individual issues to discuss, our sales team will be delighted to advise you – wherever you are in the world! Because there is one thing we know for sure: “Our success depends on your success!”

Yours Johannes Demmeler
Managing Director Executive Partner





Our specialists in precise positioning

Work pieces to 40,000 kg lifting, turning, tilting



Unique
swivel range
up to
180 degrees.



Winner of the German federal
prize for innovative performance
in the trade

Ergonomix M

- Maximum work area with minimized footprint
- Low installation height
- Unique swivel range up to 180°
- Comfortable work
- High flexibility

Lifting / turning / tilting

Tilting from 0° to 180°

Bearing load up to 8,000 kg

From page 10

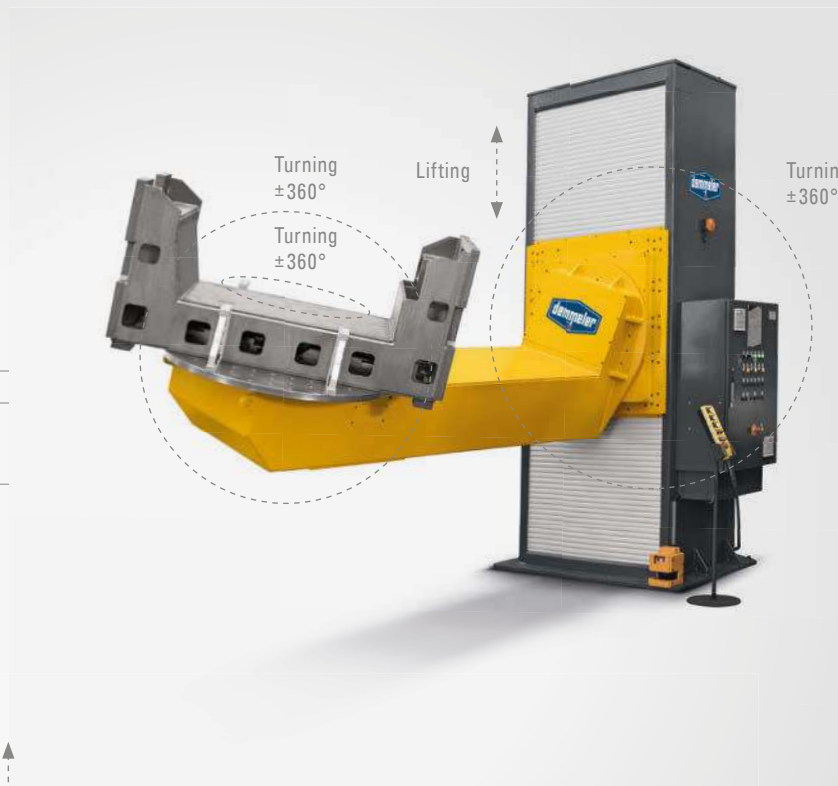
Robotix LP

- Enables positioning of work pieces with very high precision
- High repeat accuracy
- Two rotation axes and one lifting axis possible
- Suitable for integration in a robot cell

Lifting / Turning

Tilting Bearing load to 20,000 kg

From page 16



Robotix IP

- Flexible positioning of high-load work pieces
- Efficient manufacturing
- Comfortable work

Lifting / Turning /

Tilting Bearing load to 40,000 kg

From page 20

DEMMELER Manipulators

Excellent posture and maximum productivity

Increase the quality level

- Working in the ideal position and at the ideal height
- Less welding distortion through optimised welding sequences
- Consistent quality with optional teaching function to save reproducible sequences

Protection of health and safety

- Avoidance of overloading and poor posture, which means less staff absenteeism
- Ergonomically-optimised work environment
- Employees with physical constraints can perform tasks that they could not perform without the manipulator (possibly investment aid possible by means of funding)
- Dangerous handling of work pieces with a crane is significantly reduced

Increased productivity

- Multiple, time-consuming rotating and turning of the work pieces, for example with a crane, is eliminated for a major reduction in non-productive time and a significant increase in productivity
- Higher melting deposition efficiency when welding as most seams can be performed in the optimal position (flat position)
- Higher work performance due to fatigue-free working position






Unlimited opportunities

Manipulators in tough everyday working conditions



Welding and assembly – Simple, rapid work piece positioning

The size and bulkiness of work pieces often create difficulties during welding, because not all points can be seen well. However, an optimal overview is a prerequisite for clean and error-free work. Due to their dimensions, work pieces must be moved several times during the work process with a heavy device, usually with a crane. Reduce this safety risk with the manipulator from DEMMELER. The manipulator is a kind of lifting platform on which work pieces can be machined directly. You can extend the manipulator by the DEMMELER 3D Okto Table. This gives you a working surface that is precisely adapted to your work pieces. The fact that all locations are easily accessible simplifies welding, measuring and assembling.



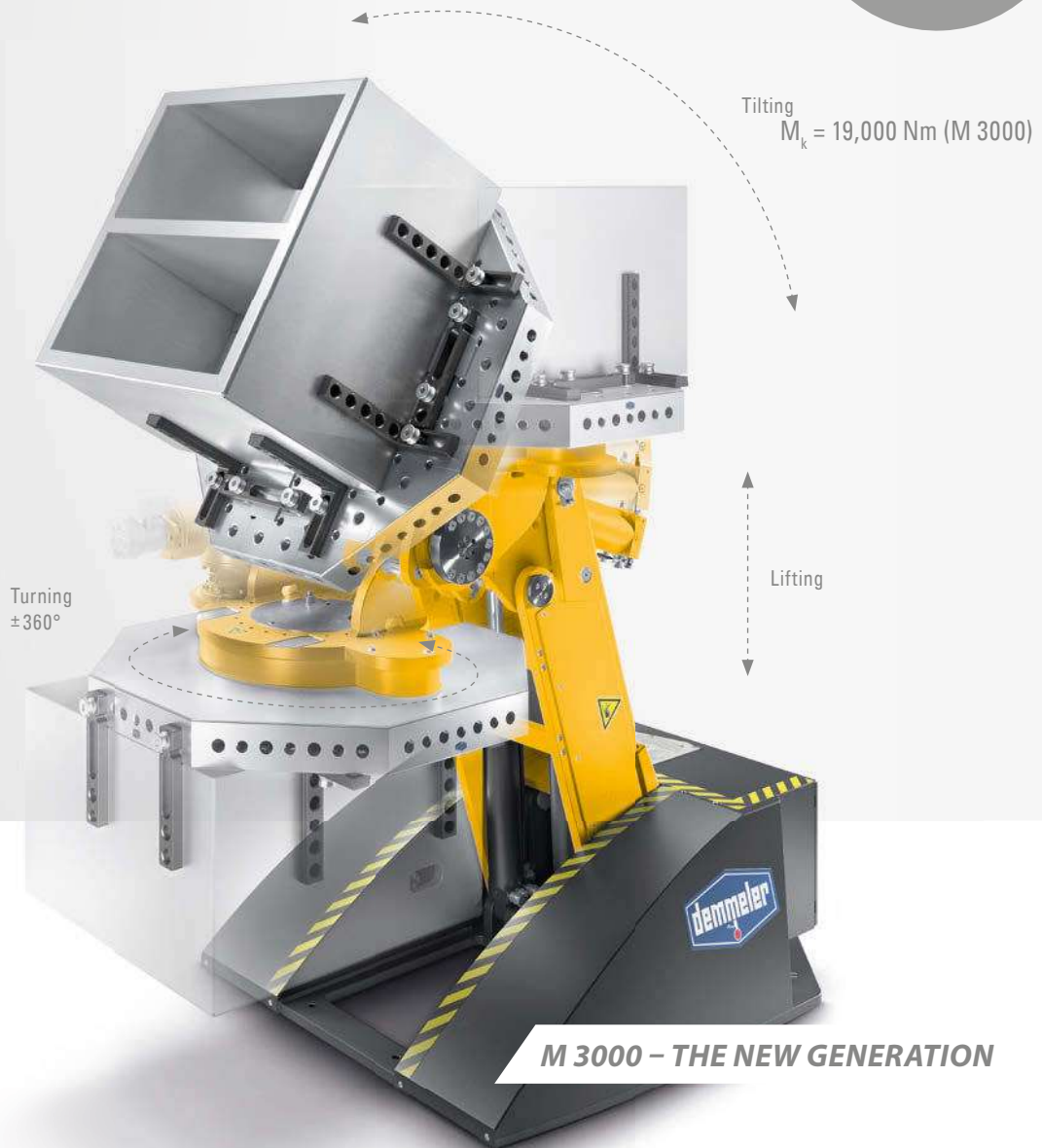
Since the tiltable manipulator can be adjusted in height and angle at the push of a button, you create an ergonomic working environment and avoid health problems for your employees with this handling device. The profitability and quality of your products are also increased significantly by using the manipulator. The manipulator allows for very precise work with an optimised welding sequence, which considerably reduces the welding distortion rate. In addition, simple and fast assembly is optimally possible with standard processes.

2 | 3 | 4 | 8 tons

Manipulator Ergonomix M

Outstanding flexibility during welding or assembly work thanks to swivel range of up to 180° as standard

Unique moment of tilt and torque.



Benefits

- Large work area
- Solid construction
- Low installation height
- Unique swivel range up to 180° as standard
- Comfortable working
- Greater flexibility
- Improved workplace safety
- Increased productivity



DEMMELER Ergonomix M:
Winner of the German federal prize
for innovative performance in the trade



Limited space. Unlimited possibilities.

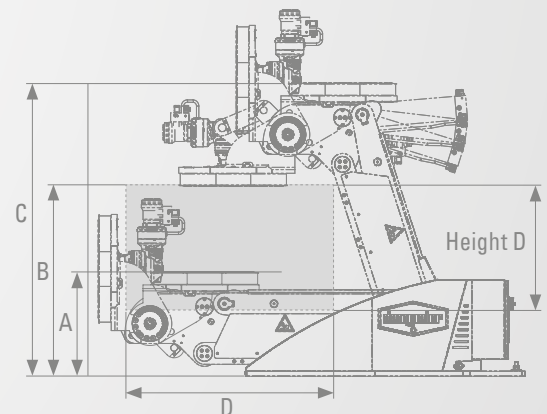
With the ingenious arrangement of the entire mechanism, the developers at DEMMELER were able to create a working space of unrivalled size combined with a small footprint for the Ergonomix M manipulator. The handling device consistently brings the highest payloads into the ideal position.

A special characteristic of the DEMMELER Ergonomix M product family is the large **swivel range of up to 180°**. This has the crucial advantage with many work pieces of being able to process them fully in one clamping cycle without turning them over. The excellent price-performance ratio of the DEMMELER products is the key feature.

Exact positioning

The movement axes bring your work piece to the desired position at the touch of a button, no matter how often the process step is repeated. To make things even easier, the manipulators can be optionally equipped with the optional teaching controller. You move to the various positions manually and save them. Then the manipulator repeats the programme as many times as you want. You thus improve your productivity and quality.

- At the same time, you eliminate repeated, time-consuming turning and rotating of the work piece, for example using a crane. This greatly reduces non-productive times and leads to significant increases in productivity.
- Higher melting deposition efficiency when welding as most seams can be performed in the optimal position (flat position).
- Simple, fast assembly in the optimum position using standard processes.



Ergonomix M basic model

THE NEW GENERATION

Description		M 2000 / V1250	M 2000 / V2500	M 3000	M 4000	M 8000
Bearing load (w/o worktop)	[kg]	2000	2000	3000	4000	8000
D=max. Interference area at 180° (w/o worktop) At height	[mm]	1000	1000	1000	1500	2000
	[mm]	650	650	650	520	600
Max. rotation speed	[RPM]	2	2	2	2	1.5
Min. rotation speed	[RPM]	0.75	0.2	0.2	0.2	0.2
Torque	[Nm]	1250	2500	3500	5000	10000
Tilt angle	[°]	180	180	180	180	180
Moment of tilt	[Nm]	8000	8000	19000	32000	64000
A=min. Height (w/o worktop)	[mm]	490	490	525	750	895
B=max. Height at 180° swivel angle	[mm]	970	970	960	983	1142
C=max. Height at 90° swivel angle	[mm]	1480	1480	1480	1680	1940
Pendant control panel		✓	✓	✓	✓	✓
10-speed control		✓	✓	✓	✓	✓
All axes adjustable via servo-hydraulic system		–	–	✓	–	–
Motors / rotary axis		1	2	1	2	2
Item no.		M02-02000-006	M02-02000-007	M03-03000-000	M04-04000-000	M08-08000-000

Specifications without worktop. Other equipment details on request.

Equipment for the Ergonomix M

Work without compromise right from the very start

To allow you to enjoy maximum benefit from the many capabilities and advantages of your Ergonomix M, we have a range of accessory equipment for you to use. Thanks to these solutions, you will save valuable time and be able to work more comfortably and with less effort.

1 Operation with pendant control panel

- Potentiometer – enabling reproducible speed settings
- Axis activation at the touch of a button
- Cable length 5 m

2 Controller in the control cabinet

- Master switch
- Compact construction
- Housing integrated in the manipulator

3 Operation with foot pedal

- Foot switch to control the rotation axis of the manipulator by pressing the pedal for left / right rotation
- Foot switch with emergency stop function. Pressing the pedal down all the way stops movement of the rotation axis immediately (panic function)
- The enabling button does not have to be pressed while controlling the rotation axis with the foot switch

4 Teach controller

- Up to 100 programmes with 50 positions each
- Operation via touchscreen
- Start movement by pressing the enabling button
- Offline programming possible
- Editing programmes in a text editor possible
- Data transfer per USB interface
- 10" display



You can move to the positions manually with the buttons and save specific positions in the work piece programme using the teach controller by pressing buttons. This results in a consistent movement sequence from one position to the next. Several different work piece programmes can be stored and called up as needed.

Optimum extension capabilities


Control options	M 2000 / V1250	M 2000 / V2500	M 3000	M 4000	M 8000
Foot pedal ③	Z00-01002-021	Z00-01002-021	Z00-03000-000	Z00-01002-021	Z00-01002-021
Teach controller ④	Z00-01001-008	Z00-01001-008	Z00-03000-003	Z00-01001-011	Z00-01001-012
Laser scanner, radius 3 m ⑤	Z00-01010-001	Z00-01010-001	Z00-03000-006	Z00-01010-001	Z00-01010-001
Extremely fine adjustment of rotary axis (only with variable electrical drive) 0.01 - 1.5 rpm	–	Z00-01002-022	–	Z00-01002-022	Z00-01002-022
Increase in speed of rotary axis (only with variable electrical drive) up to 3 rpm	–	Z00-01002-031	–	Z00-01002-031	Z00-01002-031
Additional options	M 2000 / V1250	M 2000 / V2500	M 3000	M 4000	M 8000
Rotary feedthrough for querying the state of fixtures, electrical ⑥	Z00-01004-005	Z00-01004-005	Z00-03000-007	Z00-01004-005	Z00-01004-005
Rotary feedthrough for pneumatic clamping fixtures ⑥	Z00-01004-008	Z00-01004-008	Z00-03000-008	Z00-01004-008	Z00-01004-008
Rotary feedthrough for hydraulic clamping fixtures ⑥	Z00-01004-009	Z00-01004-009	Z00-03000-009	Z00-01004-009	Z00-01004-009
Ground connector ⑦ max. 400 A at 60% ED	Z00-01000-002	Z00-01000-002	Z00-03000-002	Z00-01000-008	Z00-01000-003
Ground connector ⑦ max. 700 A at 60% ED	Z00-01000-009	Z00-01000-009	Z00-01000-012	Z00-01000-013	Z00-01000-014
Floor plate without forklift pockets	00068212	00068212	Z00-03000-004	00097630	–
Floor plate with forklift pockets	00091670	00091670	Z00-03000-005	00106030	–

Select the right worktop for your manipulator from our extensive selection. See also p. 14-15. It is not included in the scope of delivery. We are happy to provide you with cutting data / connection data for customer clamping elements. All load data for the installation location are provided when you place an order.

● Series equipment ○ Special equipment



Scan radius 3 m



⑤ Laser scanner

- Personnel and component protection
- Scan radius 3 m (other ranges on request)
- Clearing after area infraction by key-operated switch integrated in the control cabinet door
- Safety zone status display in control cabinet door

⑥ Rotary feedthroughs

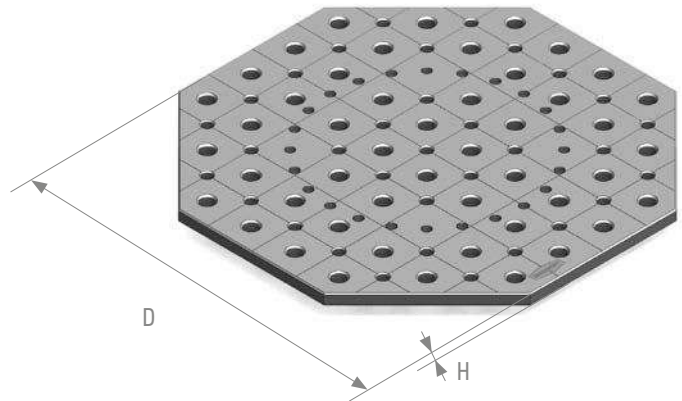
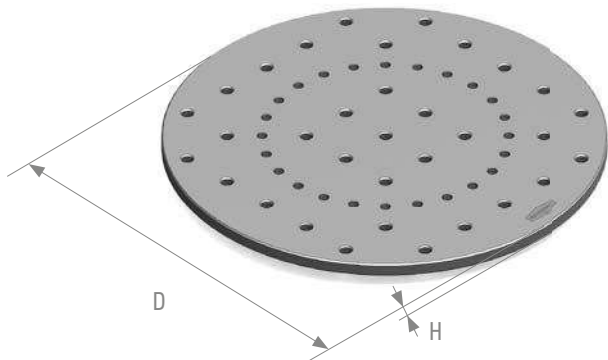
- Rotary feedthrough for querying the state of fixtures, electrical, 10 signals, teaching controller or controller in premises required
- Rotary feedthrough for pneumatic clamping equipment on worktop, pneumatic, 1-channel
- Rotary feedthrough for hydraulic clamping equipment on worktop, hydraulic, 1-channel

⑦ Ground connector

Ground connector for feeding the welding ground from the table to the interface next to the control cabinet, including sliding contact and quick coupling. Dinse connection 400 A at 60% ED, optional 700 A at 60% ED.

Optional clamping solutions

Worktops and 3D Worktables



Worktops with Thread M24

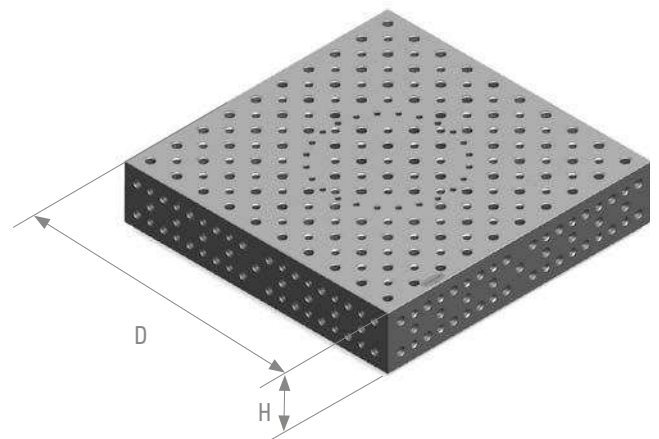
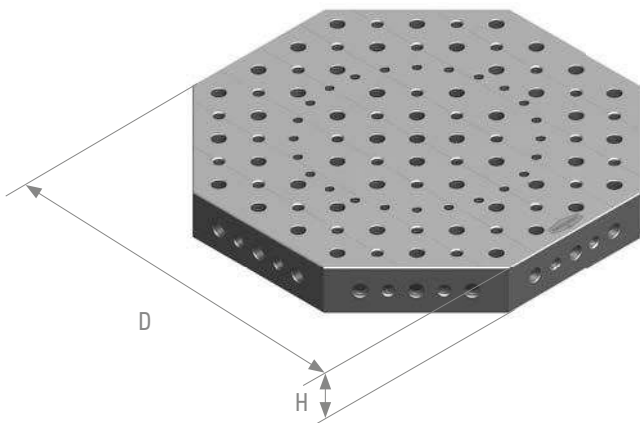
- Worktop with Thread M24
- Includes protective plate on the underside as collision protection

Type	D*	H*	Weight in kg	Grid	Item no.
M2000	∅ 800	25	110	100x100	00059396
M3000	∅ 1000	25	210	100x100	00117028
M4000	∅ 1000	30	210	100x100	00071838
M8000	∅ 1500	45	700	100x100	00064406

Clamping and Adapter Plates

- Clamping and Adapter Plate with D28 system bores in 100 x 100 mm grid and M24 thread in diagonal grid
- Includes cover plate on the underside as collision protection

Type	D*	H*	Weight in kg	Grid	Item no.
M2000	AF 800	25	120	100x100	D28-02001-221
M3000	AF 1000	25	270	100x100	D28-02001-471
M4000	AF 1000	30	270	100x100	D28-02001-255
M8000	AF 1500	45	620	100x100	D28-02001-251



3D Worktable Okto

- 3D Worktable Okto with D28 system bores in 100 x 100 mm grid and M24 thread in diagonal grid
- Includes cover plate on the underside as collision protection

Type	D*	H*	Weight in kg	Grid	Item no.
M2000	AF 800	100	155	100x100	D28-01013-032
M3000	AF 1000	100	380	100x100	D28-01038-064
M4000	AF 1000	100	380	100x100	D28-01038-028
M8000	AF 1500	200	770	100x100	D28-12009-003

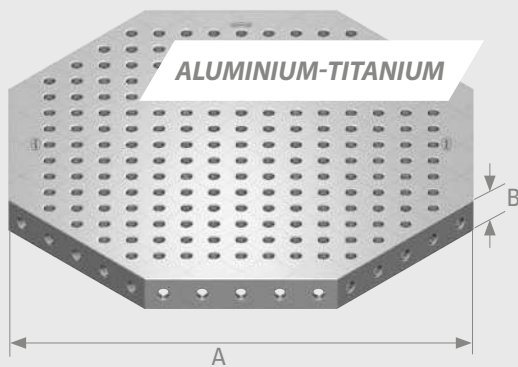
3D Work and Welding Table

- 3D Worktable with D28 system bores in 100 x 100 mm grid and M24 thread in diagonal grid
- Includes cover plate on the underside as collision protection

Type	D*	H*	Weight in kg	Grid	Item no.
M2000	1000x1000	200	355	100x100	D28-01001-132
M3000	1200x1200	200	540	100x100	D28-01056-064
M4000	1200x1200	200	540	100x100	D28-01056-053
M8000	1500x1500	200	675	100x100	D28-01031-071




Recommended for automation solutions,
robotics applications and use on manipulators



3D Okto 100 Worktable

- Preferred use with manipulators in robot cells
- Numerous clamping possibilities on all nine clamping surfaces
- In the D22 bore grid 100x100
- Diagonal boring in M16 version
- High-strength aluminium-titanium alloy for ~ 60 % weight reduction and ~ 10 % higher bending strength
- Together with Adapter Plate, with special connection drilling pattern, adapted to the face plate of your manipulator (please include manipulator type and drawing of the face plate with enquiry)

A*	B*	Description	Item no.
AF 600	100	Diagonal grid 100 x 100	PL22-11008-001
AF 800	100	Diagonal grid 100 x 100	PL22-01013-001
AF 1000	100	Diagonal grid 100 x 100	PL22-01038-001



Adapter Plate

- Interface element for adaptation of Okto 100 D22 3D Worktable to welding robot or manipulator
- Interface hole pattern produced in accordance with customer's wishes
- Including mounting screws


A*	Description	Item no.
AF 600	Adapter Plate for table AF 600	00116157
AF 800	Adapter Plate for table AF 800	00116159
AF 1000	Adapter Plate for table AF 1000	00116160

*Specifications in mm

1.5 | 3 | 6 | 10 | 20 tons

Manipulators Robotix LP

So that hard work doesn't feel hard



The models in the DEMMELER Robotix LP series of manipulators

Our Robotix LP series excels thanks to a range of unmissable strengths, for example a compact construction and versatility in operation. The models vary in their equipment and the available accessories. Irrespective of the solution you choose: You can be sure that every model will provide outstanding performance in compact format – just as you would expect from DEMMELER.

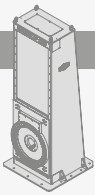


Benefits

- Enables positioning of work pieces with very high precision
- High repeat accuracy
- Two rotation axes and one lifting axis
- Suitable for integration in a robot cell
- Solid construction
- Lifting axis via servo-hydraulic system, speed continuously adjustable

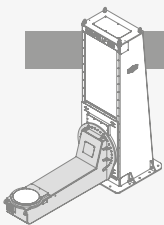


1 | Robotix basic device



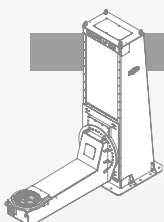
Description	Unit	IP 6000	IP 10000	IP 20000
Bearing load (without worktop)	kg	6000	10000	20000
Lifting axis:				
> Drive		servohydraulic	servohydraulic	servohydraulic
> Lifting speed	m/min	1.5	1.5	1
> Max. lifting height	mm	2000	2200	2450
> Minimum height	mm	820	1050	1050
> Maximum height	mm	2820	3250	3500
Rotary axis 1 / tilt axis:				
> Min. - max. speed	RPM	0.2 - 1.0	0.2 - 1.0	0.2 - 1.0
> Angle of rotation	°	±360 cont.	±360 cont.	±360 cont.
> Torque	Nm	20000	24000	50000
Pendant control panel		✓	✓	✓
Item no.		106-01000-100	110-01000-100	120-01000-100

2 | Extension arm option



Description	Unit	LP 6000	LP 10000	LP 20000
Extension arm for Robotix		Z06-01000-000	Z10-01000-000	Z20-01000-000
> Maximum interference area diameter	mm	5000	5500	6500

3 | Rotary axis 2 on extension arm option



Description	Unit	LP 6000	LP 10000	LP 20000
Rotary axis 2		Z06-01000-001	Z10-01000-001	Z20-01000-001
> Min. - max. speed	RPM	0.2 - 1.4	0.2 - 1.4	0.2-0.75
> Angle of rotation	°	360	360	360
> Torque	Nm	10000	15000	40000
> D=max. interference area	mm	5000	6000	6000

Adapter plates for L-manipulators on request (see page 14/15 for version).
Other equipment details on request.

Equipment for the Robotix series

Stress-free work from the very beginning

THE NEW GENERATION

① Operation with pendant control panel

- Potentiometer – enabling reproducible speed settings
- Axis activation at the touch of a button
- Cable length 5 m

② Additional controller at the control console

- Master switch
- Compact construction
- Housing integrated in the manipulator

③ Laser scanner

- Personnel and component protection
- Scan radius 3 m (other ranges on request)
- Clearing after area infraction by key-operated switch integrated in the control cabinet door
- Safety zone status display in control cabinet door

④ Rotary feedthroughs

- Rotary feedthrough for querying the state of fixtures, electrical, 10 signals, teaching controller or controller in premises required
- Rotary feedthrough for pneumatic clamping equipment on worktop, pneumatic, 1-channel
- Rotary feedthrough for hydraulic clamping equipment on worktop, hydraulic, 1-channel



Optimum extension capabilities

Control options	LP 6000	LP 10000	LP 20000
Controller at control console ②	Z06-01000-100	Z10-01000-100	Z20-01000-100
Laser scanner ③	Z06-01000-101	Z10-01000-101	Z20-01000-101
Teaching controller ⑥	Z06-01000-102	Z10-01000-102	Z20-01000-102
Connection as additional robot axis	Z06-01000-103	Z10-01000-103	Z20-01000-103

● Series equipment ○ Special equipment



⑤ Ground connector

Ground connector for feeding the welding ground from the table/fixture setup to the interface next to the control cabinet, including sliding contact and quick coupling.

⑥ Teach controller

- Up to 100 programmes with 50 positions each
- Touch screen operation
- Start movement by pressing the enabling button
- Offline programming possible
- Editing programmes in a text editor possible
- Data transfer per USB interface
- 10" display

You can move to the positions manually with the buttons and save specific positions in the work piece programme using the teach controller by pressing buttons. This results in a consistent movement sequence from one position to the next. Several different work piece programmes can be stored and called up as needed.



Additional options	LP 6000	LP 10000	LP 20000
Rotary feedthrough for querying the state of fixtures, electrical ④	Z06-01000-104	Z10-01000-104	Z20-01000-104
Rotary feedthrough for pneumatic clamping fixtures ④	Z06-01000-105	Z10-01000-105	Z20-01000-105
Rotary feedthrough for hydraulic clamping fixtures ④	Z06-01000-106	Z10-01000-106	Z20-01000-106
Ground connector for welding device ⑤	Z06-01000-107	Z10-01000-107	Z20-01000-107

3 | 6 | 12 | 20 | 40 tons

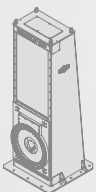
Manipulator Robotix IP

When you have something big in mind

Stress-free assembly and efficient welding

Those who think in big dimensions need equipment that offers numerous possibilities. With the Robotix IP manipulator, you can position your work pieces flexibly, manufacture efficiently and work ergonomically. In a relaxed posture, a welding seam can be welded far more exactly. Optimum positioning of the work piece also enables an ideal production process: No flowing of the welding material.

We offer the right product for you out of numerous solutions.



Robotix basic device

Description	Unit	IP 6000	IP 10000	IP 20000
Bearing load (without worktop)	kg	6000	10000	20000
Lifting axis:				
> Drive		servohydraulic	servohydraulic	servohydraulic
> Lifting speed	m/min	1.5	1.5	1
> Max. lifting height	mm	2000	2200	2450
> Minimum height	mm	820	1050	1050
> Maximum height	mm	2820	3250	3500
Rotary axis 1 / tilt axis:				
> Min. - max. speed	RPM	0.2 - 1.0	0.2 - 1.0	0.2 - 1.0
> Angle of rotation	°	±360 cont.	±360 cont.	±360 cont.
> Torque	Nm	20000	24000	50000
Pendant control panel		✓	✓	✓
Item no.		106-W1000-100	110-W1000-100	120-W1000-100




Optional equipment

Control options	IP 6000	IP 10000	IP 20000
Teaching controller	Z06-W1000-102	Z10-W1000-102	Z20-W1000-102
Controller at control console	Z06-W1000-100	Z10-W1000-100	Z20-W1000-100
Laser scanner	Z06-W1000-101	Z10-W1000-101	Z20-W1000-101
Connection as additional robot axis	Z06-W1000-103	Z10-W1000-103	Z20-W1000-103
Counterpiece for rotary axis 1	Z06-W1000-108	Z10-W1000-108	Z20-W1000-108

Positioning options	IP 6000	IP 10000	IP 20000
Preparation for assembly on DEMMELER track system for each lifting column	Z06-W1000-109	Z10-W1000-109	Z20-W1000-109
DEMMELER track system (per metre)	D28-W2003-000	D28-W2003-000	D28-W2003-000

Additional options	IP 6000	IP 10000	IP 20000
Rotary feedthrough for querying the state of fixtures, electrical	Z06-W1000-104	Z10-W1000-104	Z20-W1000-104
Rotary feedthrough for pneumatic clamping fixtures	Z06-W1000-105	Z10-W1000-105	Z20-W1000-105
Rotary feedthrough for hydraulic clamping fixtures	Z06-W1000-106	Z10-W1000-106	Z20-W1000-106
Ground connector for welding device	Z06-W1000-107	Z10-W1000-107	Z20-W1000-107

The optimum 3D worktable for every application – the intelligent system grids boost productivity



SYSTEM SIZES AND PRODUCT BENEFITS OF THE DEMMELER 3D CLAMPING SYSTEM!

With our 3D clamping system, you have the right solution at hand to overcome any challenge for clamping, turning and positioning work pieces. Optimum positioning of the work piece not only makes work more accurate but also more effective. In particular, the intelligent system grid and selection of flexible, sophisticated clamping tools offer unlimited clamping possibilities for you. Products from the original DEMMELER 3D clamping system set themselves apart with extreme robustness and durability. Our 3D welding tables have the best surface characteristics and a hardness of up to 860 Vickers thanks to the special, optimised DEMONT hardening process – making them even more wear-resistant and durable.

For delicate applications



- D16** PROFIPlusLINE (PL)
 - Diagonal grid 50 × 50 mm
 - 3-row bore pattern on the table side plates, 50 mm grid in the top, middle and bottom row

- D16** PROFIEcoLINE (PE)
 - Grid 50 × 50 mm
 - 3-row bore pattern on the table side plates, 50 mm grid in the top, middle and bottom row

For light and medium-duty applications

- D22** PROFIPremiumLINE (PP)
 - Grid 50 × 50 mm
 - 3-row bore pattern on the table side plates, 50 × 50 mm diagonal grid

- D22** PROFIPlusLINE (PL)
 - Diagonal grid 100 × 100 mm
 - 2-row bore pattern on the table side plates, 50 mm grid






Precision scaling




Protective countersink




Additional bores



Leg with sleeve



As the inventor of the modular 3D welding table and clamping systems, we shape our development and innovation around the modular clamping and manipulation of components. Our general catalogue comprises 620 pages and offers a complete overview of our entire product line with many interesting example applications.



THE NEW GENERAL
CATALOGUE
FROM DEMMELE
IS AVAILABLE IN
13 DIFFERENT
LANGUAGES:
DOWNLOAD OR
REQUEST NOW

For everyday, large welded constructions

D28 PROFIPremiumLINE (PP)

- Grid 50 x 50 mm
- 3-hole drilling pattern in the table side plates, 50 mm grid in the top and bottom rows with additional 100 mm grid in the middle



D28 PROFIPlusLINE (PL)

- Diagonal grid 100 x 100 mm
- 3-hole drilling pattern in the table side plates, 50 mm grid in the top and bottom rows with additional 100 mm grid in the middle



D28 PROFIEcoLINE (PE)

- Grid 100 x 100 mm
- 3-hole drilling pattern in the table side plates, 50 mm grid in the top row with additional 100 mm grid in the middle and bottom rows



D28 HobbyLINE (H)

- Grid 100 x 100 mm
- Worktop approx. 25 mm high with system bores in a 100 mm x 100 mm grid



DEMMELEER Maschinenbau GmbH & Co. KG
 Alpenstraße 10 / 87751 Heimertingen / Germany
 Tel.: +49 (0) 83 35 98 59-0
 Fax: +49 (0) 83 35 98 59-27
 Email: vertrieb@demmeler.com
 Website: www.demmeler.com



OUR PERFORMANCE
 makes THE DIFFERENCE



PREMIUM QUALITY
 MADE IN GERMANY



We accept no liability for technical changes, dimensions or misprints. Figures may deviate from the original.

DEMMELEER offers more!



3D WELDING TABLES



ROTARY AND TURNING TABLES



TOOL ARENAS



CONTRACT MANUFACTURING

Your authorised dealer: